


**Shareholding Pattern under Regulation 31 of SEBI (Listing Obligations and Disclosure Requirements) Regulations, 2015**

1.	Name of Listed Entity: Alkem Laboratories Limited
2.	Scrip Code/Name of Scrip/Class of Security: 539523 / ALKEM
3.	Share Holding Pattern Filed under: <del>Reg. 31(1)(a)/Reg. 31(1)(b)/Reg.31(1)(c)</del>
	a. If under 31(1)(b) then indicate the report for Quarter ending 30th June, 2018
	b. If under 31(1)(c) then indicate date of allotment/extinguishment: N.A.
4.	Declaration: The Listed entity is required to submit the following declaration to the extent of submission of information:-

	Particulars	Yes*	No*
1	Whether the Listed Entity has issued any partly paid up shares?		No
2	Whether the Listed Entity has issued any Convertible Securities or Warrants?		No
3	Whether the Listed Entity has any shares against which depository receipts are issued?		No
4	Whether the Listed Entity has any shares in locked-in?	Yes	
5	Whether any shares held by promoters are pledge or otherwise encumbered?		No

\* If the Listed Entity selects the option 'No' for the questions above, the columns for the partly paid up shares, Outstanding Convertible Securities/Warrants, depository receipts, locked-in shares, No of shares pledged or otherwise encumbered by promoters, as applicable, shall not be displayed at the time of dissemination on the Stock Exchange website. Also wherever there is 'No' declared by Listed Entity in above table the values will be considered as 'Zero' by default on submission of the format of holding of specified securities.



**Alkem Laboratories Limited**
**Table I - Summary Statement holding of specified securities**


Category	Category of shareholder	Nos. of shareholders	No. of fully paid up equity shares held	No. of Partly paid-up equity shares held	No. of shares underlying Depository Receipts	Total nos. shares held	Shareholding as a % of total no. of shares (calculated as per SCRR, 1957)	Number of Voting Rights held in each class of securities				No. of Shares Underlying Outstanding convertible securities (including Warrants)	Shareholding, as a % assuming full conversion of convertible securities (as a percentage of diluted share capital)	Number of Locked in shares		Number of Shares pledged or otherwise encumbered		Number of equity shares held in dematerialised form
								No of Voting Rights			Total as a % of (A+B+C)			No. (a)	As a % of total Shares held(b)	No. (a)	As a % of total Shares held(b)	
								Class eg: X	Class eg: y	Total								
(I)	(II)	(III)	(IV)	(V)	(VI)	(VII) = (IV)+(V)+ (VI)	(VIII) As a % of (A+B+C2)	(IX)				(X)	(XI)= (VII)+(X) As a % of (A+B+C2)	(XII)		(XIII)		(XIV)
(A)	Promoter & Promoter Group	27	78820373	0	0	78820373	65.9226	78820373	0	78820373	65.9226	0	23913002	30.3386	0	0	78820373	
(B)	Public	69079	40744627	0	0	40744627	34.0774	40744627	0	40744627	34.0774	0	0	0	NA	NA	40744626	
(C)	Non Promoter - Non Public				0				0			0		0	NA	NA		
(C1)	Shares Underlying DRs	0	0	0	0	0	0	0	0	0	0	0	0	0	NA	NA	0	
(C2)	Shares Held By Employee Trust	0	0	0	0	0	0	0	0	0	0	0	0	0	NA	NA	0	
	<b>Total</b>	<b>69106</b>	<b>119565000</b>	<b>0</b>	<b>0</b>	<b>119565000</b>	<b>100</b>	<b>119565000</b>	<b>0</b>	<b>119565000</b>	<b>100</b>	<b>0</b>	<b>23913002</b>	<b>20</b>	<b>0</b>	<b>0</b>	<b>119564999</b>	



**Alkem Laboratories Limited**

**Table II - Statement showing shareholding pattern of the Promoter and Promoter Group**

Category & Name of the shareholders	PAN	Nos. of shareholders	No. of fully paid up equity shares held	Partly paid-up equity shares held	No. of shares underlying Depository Receipts	Total nos. shares held	Shareholding % calculated as per SCRR, 1957 As a % of (A+B+C2)	Number of Voting Rights held in each class of securities			No. of Shares Underlying Outstanding convertible securities (including Warrants)	Shareholding, as a % assuming full conversion of convertible securities (as a percentage of diluted share capital)	Number of Locked in shares		Number of Shares pledged or otherwise encumbered		Number of equity shares held in dematerialised form		
								No of Voting Rights					Total as a % of (A+B+C)	No. (a)	As a % of total Shares held(b)	No. (a)		As a % of total Shares held(b)	
								Class eg: X	Class eg: y	Total									
(I)	(II)	(III)	(IV)	(V)	(VI)	(VII) = (IV)+(V)+ (VI)	(VIII) As a % of (A+B+C2)	(IX)			(X)	(XI)= (VII)+(X) As a % of (A+B+C2)	(XII)		(XIII)		(XIV)		
<b>1</b>	<b>Indian</b>																		
<b>(a)</b>	<b>Individuals / Hindu Undivided Family</b>		<b>27</b>	<b>78820373</b>	<b>0</b>	<b>0</b>	<b>78820373</b>	<b>65.9226</b>	<b>78820373</b>	<b>0</b>	<b>78820373</b>	<b>65.9226</b>	<b>0</b>	<b>65.9226</b>	<b>23913002</b>	<b>30.3386</b>	<b>0</b>	<b>0</b>	<b>78820373</b>
	Sarandhar Singh*	AASTS4878E	1	25205800	0	0	25205800	21.0813	25205800	0	25205800	21.0813	0	21.0813	10148570	40.2628	0	0	25205800
	Basudeo Narain Singh	AKZPS2803A	1	8636100	0	0	8636100	7.2229	8636100	0	8636100	7.2229	0	7.2229	3610664	41.809	0	0	8636100
	Mritunjay Kumar Singh	AKZPS2801C	1	7535315	0	0	7535315	6.3023	7535315	0	7535315	6.3023	0	6.3023	2814623	37.3524	0	0	7535315
	Dhananjay Kumar Singh	AKZPS2805G	1	7466260	0	0	7466260	6.2445	7466260	0	7466260	6.2445	0	6.2445	2814624	37.6979	0	0	7466260
	Madhurima Singh	ANRPS6925N	1	2974250	0	0	2974250	2.4876	2974250	0	2974250	2.4876	0	2.4876	1100501	37.001	0	0	2974250
	Seema Singh	ANSPS0652F	1	2937740	0	0	2937740	2.457	2937740	0	2937740	2.457	0	2.457	1100501	37.4608	0	0	2937740
	Archana Singh	ACMPS4664C	1	2394050	0	0	2394050	2.0023	2394050	0	2394050	2.0023	0	2.0023	454109	18.9682	0	0	2394050
	Samprada Singh	AKZPS2817G	1	1577190	0	0	1577190	1.3191	1577190	0	1577190	1.3191	0	1.3191	0	0	0	0	1577190
	Meghna Singh	GBOPS5734N	1	1206150	0	0	1206150	1.0088	1206150	0	1206150	1.0088	0	1.0088	453067	37.5631	0	0	1206150
	Aniruddha Singh	DPCPS8203F	1	1195779	0	0	1195779	1.0001	1195779	0	1195779	1.0001	0	1.0001	453067	37.8889	0	0	1195779
	Divya Singh	DCBPS1593G	1	1195724	0	0	1195724	1.0001	1195724	0	1195724	1.0001	0	1.0001	453067	37.8906	0	0	1195724
	Shrey Shree Anant Singh	GEHPS8144J	1	1195650	0	0	1195650	1	1195650	0	1195650	1	0	1	453067	37.8929	0	0	1195650
	Samprada Singh HUF	AAIHS8504B	1	150800	0	0	150800	0.1261	150800	0	150800	0.1261	0	0.1261	57142	37.8926	0	0	150800
	Sandeep Singh	ANNPS1326H	1	110467	0	0	110467	0.0924	110467	0	110467	0.0924	0	0.0924	0	0	0	0	110467
	Sarvesh Singh	ANNPS1327G	1	79800	0	0	79800	0.0667	79800	0	79800	0.0667	0	0.0667	0	0	0	0	79800
	Srinivas Singh	BZFPS9320G	1	79800	0	0	79800	0.0667	79800	0	79800	0.0667	0	0.0667	0	0	0	0	79800
	Sarandhar Singh	AYJPS5262R	1	79800	0	0	79800	0.0667	79800	0	79800	0.0667	0	0.0667	0	0	0	0	79800
	Balmiki Prasad Singh	AMMPS2252G	1	71595	0	0	71595	0.0599	71595	0	71595	0.0599	0	0.0599	0	0	0	0	71595
	Satish Kumar Singh .	ANXPS0460J	1	21444	0	0	21444	0.0179	21444	0	21444	0.0179	0	0.0179	0	0	0	0	21444
	Inderjit Kaur Arora .	AKAPA0046J	1	7800	0	0	7800	0.0065	7800	0	7800	0.0065	0	0.0065	0	0	0	0	7800
	Premlata Singh	ANXPS0461K	1	1	0	0	1	0	1	0	1	0	0	0	0	0	0	0	1
	Manju Singh	ANUPS2977B	1	1	0	0	1	0	1	0	1	0	0	0	0	0	0	0	1
	Annapurna Singh	BNZPS4486H	1	1	0	0	1	0	1	0	1	0	0	0	0	0	0	0	1
	Jayanti Sinha	ACMPS4656C	1	7138220	0	0	7138220	5.9702	7138220	0	7138220	5.9702	0	5.9702	0	0	0	0	7138220
	Nawal Kishore Singh	AKJPS2046K	1	4311060	0	0	4311060	3.6056	4311060	0	4311060	3.6056	0	3.6056	0	0	0	0	4311060
	Lalan Kumar Singh	ADLPS7741L	1	2711538	0	0	2711538	2.2678	2711538	0	2711538	2.2678	0	2.2678	0	0	0	0	2711538
	Raj Kumar Singh	EHDPS8073P	1	538038	0	0	538038	0.45	538038	0	538038	0.45	0	0.45	0	0	0	0	538038
<b>(b)</b>	<b>Central Government / State Government(s)</b>		<b>0</b>	<b>0</b>	<b>0</b>	<b>0</b>	<b>0</b>	<b>0</b>	<b>0</b>	<b>0</b>	<b>0</b>	<b>0</b>	<b>0</b>	<b>0</b>	<b>0</b>	<b>0</b>	<b>0</b>	<b>0</b>	<b>0</b>
<b>(c)</b>	<b>Financial Institutions / Banks</b>		<b>0</b>	<b>0</b>	<b>0</b>	<b>0</b>	<b>0</b>	<b>0</b>	<b>0</b>	<b>0</b>	<b>0</b>	<b>0</b>	<b>0</b>	<b>0</b>	<b>0</b>	<b>0</b>	<b>0</b>	<b>0</b>	<b>0</b>
<b>(d)</b>	<b>Any Other (Specify)</b>		<b>0</b>	<b>0</b>	<b>0</b>	<b>0</b>	<b>0</b>	<b>0</b>	<b>0</b>	<b>0</b>	<b>0</b>	<b>0</b>	<b>0</b>	<b>0</b>	<b>0</b>	<b>0</b>	<b>0</b>	<b>0</b>	<b>0</b>
	<b>Sub Total (A)(1)</b>		<b>27</b>	<b>78820373</b>	<b>0</b>	<b>0</b>	<b>78820373</b>	<b>65.9226</b>	<b>78820373</b>	<b>0</b>	<b>78820373</b>	<b>65.9226</b>	<b>0</b>	<b>65.9226</b>	<b>23913002</b>	<b>30.3386</b>	<b>0</b>	<b>0</b>	<b>78820373</b>



2	Foreign																		
(a)	Individuals (Non-Resident Individuals / Foreign Individuals)	0	0	0	0	0	0	0	0	0	0	0	0	0	0	0	0	0	0
(b)	Government	0	0	0	0	0	0	0	0	0	0	0	0	0	0	0	0	0	0
(c)	Institutions	0	0	0	0	0	0	0	0	0	0	0	0	0	0	0	0	0	0
(d)	Foreign Portfolio Investor	0	0	0	0	0	0	0	0	0	0	0	0	0	0	0	0	0	0
(e)	Any Other (Specify)	0	0	0	0	0	0	0	0	0	0	0	0	0	0	0	0	0	0
	Sub Total (A)(2)	0	0	0	0	0	0	0	0	0	0	0	0	0	0	0	0	0	0
	Total Shareholding Of Promoter And Promoter Group (A)= (A)(1)+(A)(2)	27	78820373	0	0	78820373	65.9226	78820373	0	78820373	65.9226	0	65.9226	23913002	30.3386	0	0	78820373	


\*Shares held on behalf of Samprada & Nanhamati Singh Family Trust ("Trust"). The shares were acquired by the Trust pursuant to the exemption order issued by SEBI on 10th March, 2017 under Regulation 11(5) of the SEBI Takeover Regulations ("SEBI Exemption Order"). In terms of the SEBI Exemption Order, the Company has received letter dated 4th April, 2018 from the Trust, confirming the Compliance with the conditions laid down in the SEBI Exemption Order.

Details of Shares which remain unclaimed may be given hear along with details such as number of shareholders, outstanding shares held in demat/unclaimed suspense account, voting rights which are frozen etc.

Note :

(1) PAN would not be displayed on website of Stock Exchange(s)

(2) The term 'Encumbrance' has the same meaning as assigned under regulation 28(3) of SEBI (Substantial Acquisition of Shares and Takeovers) Regulations, 2011.






**Alkem Laboratories Limited**

**Table III - Statement showing shareholding pattern of the Public shareholder**

	Category & Name of the shareholders	PAN	Nos. of shareholders	No. of fully paid up equity shares held	Partly paid-up equity shares held	No. of shares underlying Depository Receipts	Total nos. shares held	Shareholding % calculated as per SCRR, 1957 As a % of (A+B+C2)	Number of Voting Rights held in each class of securities				No. of Shares Underlying Outstanding convertible securities (including Warrants)	Shareholding, as a % assuming full conversion of convertible securities ( as a percentage of diluted share capital)	Number of Locked in shares		Number of Shares pledged or otherwise encumbered		Number of equity shares held in dematerialised form
									No of Voting Rights			Total as a % of (A+B+C)			No. (a)	As a % of total Shares held(b)	No. (a)	As a % of total Shares held(b)	
									Class eg: X	Class eg: y	Total								
	(I)	(II)	(III)	(IV)	(V)	(VI)	(VII) = (IV)+(V)+(VI)	(VIII) As a % of (A+B+C2)	(IX)			(X)	(XI) = (VII)+(X) As a % of (A+B+C2)	(XII)		(XIII)		(XIV)	
<b>1</b>	<b>Institutions</b>																		
(a)	Mutual Fund		16	4102178	0	0	4102178	3.4309	4102178	0	4102178	3.4309	0	3.4309	0	0	NA	NA	4102178
	Motilal Oswal Multicap 35 Fund	AACTM3577A	1	1577193	0	0	1577193	1.3191	1577193	0	1577193	1.3191	0	1.3191	0	0	NA	NA	1577193
	Dsp Blackrock Midcap Fund	AAAJD0430B	1	1287144	0	0	1287144	1.0765	1287144	0	1287144	1.0765	0	1.0765	0	0	NA	NA	1287144
(b)	Venture Capital Funds		0	0	0	0	0	0	0	0	0	0	0	0	0	0	NA	NA	0
(c)	Alternate Investment Funds		6	471718	0	0	471718	0.3945	471718	0	471718	0.3945	0	0.3945	0	0	NA	NA	471718
(d)	Foreign Venture Capital Investors		0	0	0	0	0	0	0	0	0	0	0	0	0	0	NA	NA	0
(e)	Foreign Portfolio Investor		57	3334179	0	0	3334179	2.7886	3334179	0	3334179	2.7886	0	2.7886	0	0	NA	NA	3334179
(f)	Financial Institutions / Banks		4	105325	0	0	105325	0.0881	105325	0	105325	0.0881	0	0.0881	0	0	NA	NA	105325
(g)	Insurance Companies		0	0	0	0	0	0	0	0	0	0	0	0	0	0	NA	NA	0
(h)	Provident Funds/ Pension Funds		0	0	0	0	0	0	0	0	0	0	0	0	0	0	NA	NA	0
(i)	Any Other (Specify)		0	0	0	0	0	0	0	0	0	0	0	0	0	0	NA	NA	0
	<b>Sub Total (B)(1)</b>		<b>83</b>	<b>8013400</b>	<b>0</b>	<b>0</b>	<b>8013400</b>	<b>6.7021</b>	<b>8013400</b>	<b>0</b>	<b>8013400</b>	<b>6.7021</b>	<b>0</b>	<b>6.7021</b>	<b>0</b>	<b>0</b>	<b>NA</b>	<b>NA</b>	<b>8013400</b>
<b>2</b>	<b>Central Government/ State Government(s)/ President of India</b>																		
	Central Government / State Government(s)		2	111748	0	0	111748	0.0935	111748	0	111748	0.0935	0	0.0935	0	0	NA	NA	111748
	<b>Sub Total (B)(2)</b>		<b>2</b>	<b>111748</b>	<b>0</b>	<b>0</b>	<b>111748</b>	<b>0.0935</b>	<b>111748</b>	<b>0</b>	<b>111748</b>	<b>0.0935</b>	<b>0</b>	<b>0.0935</b>	<b>0</b>	<b>0</b>	<b>NA</b>	<b>NA</b>	<b>111748</b>
<b>3</b>	<b>Non-Institutions</b>																		
(a)	<b>Individuals</b>				0	0											NA	NA	
	i. Individual shareholders holding nominal share capital up to Rs. 2 lakhs.		63763	2522042	0	0	2522042	2.1093	2522042	0	2522042	2.1093	0	2.1093	0	0	NA	NA	2522041
	ii. Individual shareholders holding nominal share capital in excess of Rs. 2 lakhs.		14	27835826	0	0	27835826	23.2809	27835826	0	27835826	23.2809	0	23.2809	0	0	NA	NA	27835826
	Alok Kumar	AFRPK0168B		1408950	0	0	1408950	1.1784	1408950	0	1408950	1.1784	0	1.1784	0	0	NA	NA	1408950
	Ashok Kumar	ABJPK0450E		1403950	0	0	1403950	1.1742	1403950	0	1403950	1.1742	0	1.1742	0	0	NA	NA	1403950
	Deepak Kumar Singh	AFYPS6223E		3428352	0	0	3428352	2.8674	3428352	0	3428352	2.8674	0	2.8674	0	0	NA	NA	3428352
	Kishor Kumar Singh	AGPPS2858F		3423312	0	0	3423312	2.8631	3423312	0	3423312	2.8631	0	2.8631	0	0	NA	NA	3423312
	Rajeev Ranjan	ABFPR9120E		3040342	0	0	3040342	2.5428	3040342	0	3040342	2.5428	0	2.5428	0	0	NA	NA	3040342
	Rajesh Kumar	ACQPK9992F		3305535	0	0	3305535	2.7646	3305535	0	3305535	2.7646	0	2.7646	0	0	NA	NA	3305535
	Tushar Kumar <sup>#</sup>	AAEAP0249H		7533360	0	0	7533360	6.3006	7533360	0	7533360	6.3006	0	6.3006	0	0	NA	NA	7533360
(b)	<b>NBFCs registered with RBI</b>		<b>2</b>	<b>302</b>	<b>0</b>	<b>0</b>	<b>302</b>	<b>0.0003</b>	<b>302</b>	<b>0</b>	<b>302</b>	<b>0.0003</b>	<b>0</b>	<b>0.0003</b>	<b>0</b>	<b>0</b>	<b>NA</b>	<b>NA</b>	<b>302</b>





**Alkem Laboratories Limited**
**Table IV - Statement showing shareholding pattern of the Non Promoter- Non Public shareholder**

Category & Name of the shareholders	PAN	Nos. of shareholders	No. of fully paid up equity shares held	Partly paid-up equity shares held	No. of shares underlying Depository Receipts	Total nos. shares held	Shareholding % calculated as per SCRR, 1957 As a % of (A+B+C2)	Number of Voting Rights held in each class of securities			No. of Shares Underlying Outstanding convertible securities (including Warrants)	Shareholding, as a % assuming full conversion of convertible securities ( as a percentage of diluted share capital)	Number of Locked in shares		Number of Shares pledged or otherwise encumbered		Number of equity shares held in dematerialised form	
								No of Voting Rights					Total as a % of (A+B+C)	No. (a)	As a % of total Shares held(b)	No. (a)		As a % of total Shares held(b)
								Class eg: X	Class eg: y	Total								
(I)	(II)	(III)	(IV)	(V)	(VI)	(VII) = (IV)+(V)+(VI)	(VIII) As a % of (A+B+C2)	(IX)			(X)	(XI)= (VII)+(X) As a % of (A+B+C2)	(XII)		(XIII)		(XIV)	
1 Custodian/DR Holder		0	0	0	0	0	0	0	0	0	0	0	0	0	0	0	0	0
2 Employee Benefit Trust (under SEBI (Share based Employee Benefit) Regulations, 2014)		0	0	0	0	0	0	0	0	0	0	0	0	0	0	0	0	0
Total Non-Promoter- Non Public Shareholding (C)= (C)(1)+(C)(2)		0	0	0	0	0	0	0	0	0	0	0	0	0	0	0	0	0

**Note :**

(1) PAN would not be displayed on website of Stock Exchange(s).

(2) The above format needs to disclose name of all holders holding more than 1% of total number of shares

(3) W.r.t. the information pertaining to Depository Receipts, the same may be disclosed in the respective columns to the extent information available and the balance to be disclosed as held by custodian.

