

**ALKEM LABORATORIES LTD.**

Regd. Office : ALKEM HOUSE, Senapati Bapat Marg,
Lower Parel (West), Mumbai - 400 013, Maharashtra, India.

- Phone: +91-22-3982 9999 • Fax: 022-2495 2955
- Email: contact@alkem.com • Website: www.alkemlabs.com
- CIN: L00305MH1973PLC174201

05th August, 2022

The Corporate Relationship Department BSE Limited Phiroze Jeejeebhoy Towers, Dalal Street, Mumbai 400 001. <i>Scrip Code: 539523</i>	National Stock Exchange of India Limited Exchange Plaza, Bandra Kurla Complex, Bandra East, Mumbai 400 051. <i>Scrip Symbol: ALKEM</i>
---	--

Dear Sirs,

Sub: Press Release and Analyst Presentation on Q1FY23 Results

With reference to relevant provisions of SEBI (Listing Obligations and Disclosure Requirements) Regulations, 2015, we enclose herewith press release and analyst presentation on Q1FY23 earnings and business updates and the same will be uploaded on the website of the Company.

Kindly take note of the same.

Sincerely,
For **Alkem Laboratories Limited**


Manish Narang
President - Legal, Company Secretary & Compliance Officer

Encl.: a/a



ALKEM LABORATORIES LTD.

Regd. Office : ALKEM HOUSE, Senapati Bapat Marg,
Lower Parel (West), Mumbai - 400 013, Maharashtra, India.

- Phone: +91-22-3982 9999 • Fax: 022-2495 2955
- Email: contact@alkem.com • Website: www.alkemlabs.com
- CIN: L00305MH1973PLC174201

Press Release

Alkem reports Q1FY23 results

Mumbai, August 5, 2022: Alkem Laboratories Ltd. (Alkem) today announced its standalone and consolidated financial results for the first quarter ended June 30, 2022. These results were taken on record by the Board of Directors at its meeting held in Mumbai today.

Key highlights of Q1FY23 financial performance

- Total Revenue from Operations was ₹ 25,764 million, year-on-year decline of 5.7%
 - India sales were ₹ 17,815 million, year-on-year decline of 6.7%
 - International sales were ₹ 7,604 million, year-on-year decline of 3.8%
- Earnings before Interest, Tax, Depreciation and Amortization (EBITDA) was ₹ 2,032 million, resulting in EBITDA margin of 7.9% vs. 21.7% in Q1FY21. EBITDA declined by 65.7% YoY
- R&D expenses for the quarter was ₹ 1,320 million, or 5.1% of total revenue from operations compared to ₹ 1,183 million in Q1FY22 at 4.3% of total revenue from operations
- Profit before tax (PBT) was ₹ 1,519 million, a decline of 72.7% compared to Q1FY22
- Net Profit (after Minority Interest) was ₹ 1,276 million, year-on-year decline of 72.7%

Commenting on the results, Sandeep Singh, Managing Director, Alkem said, *“We are starting the new fiscal year on a positive note, with yet another market beating performance in domestic market adjusting for huge base of last year [CAGR of 13.4%, Q1FY20-Q1FY23]. However, headwinds from price erosion in US market and inflationary environment has impacted margins for the quarter. As we move ahead, we remain focused on our journey of expanding margins through productivity improvement and various cost optimization initiatives across the organization. Our biosimilar franchise is shaping up well and we are looking forward to some exciting launches going ahead.”*



ALKEM LABORATORIES LTD.

Regd. Office : ALKEM HOUSE, Senapati Bapat Marg,
Lower Parel (West), Mumbai - 400 013, Maharashtra, India.

• Phone: +91-22-3982 9999 • Fax: 022-2495 2955
• Email: contact@alkem.com • Website: www.alkemlabs.com
• CIN: L00305MH1973PLC174201

Operational Highlights

Domestic Business

In Q1FY23, the Company's India sales declined by 6.7% YoY, recording sales of ₹ 17,815 million as compared to ₹ 19,097 million in Q1FY22.

As per secondary sales data by IQVIA for the quarter ended June 30, 2022, the Company sales remained flat YoY compared to Indian Pharmaceutical Market (IPM) de-growth of 1.8% YoY due to huge base effect of last year. This outperformance was mainly driven by acute therapies like anti-infectives, respiratory and gastrointestinal. Pain management and gastrointestinal witnessed a good double digit growth even on huge base of last year. Company's chronic therapies like anti-diabetes and derma significantly outperformed the segment growth rate, thereby gaining market share and improving their market rankings. The Company continues to feature amongst the top five companies in the Indian pharmaceutical market and has maintained its leadership position in the anti-infective segment. The company has 18 brands which features among top 300 brands in IPM and have 15 brands with annual sales of over ₹ 1 bn.

The performance highlights of the key therapeutic segments in Q1FY23 are as shown below:

Key Therapy Segment	Q1FY23			
	Alkem Rank	YoY change in Rank*	YoY growth (Alkem)	YoY growth (IPM)
Anti-infectives	1	Unchanged	-12.4%	-17.9%
Gastro Intestinal	3	Unchanged	19.3%	12.9%
Pain / Analgesics	3	+1	10.0%	10.1%
VMN**	2	Unchanged	-12.7%	-7.8%
Neuro / CNS	8	Unchanged	11.0%	12.5%
Derma	18	+1	14.8%	2.9%
Cardiac	27	Unchanged	-7.9%	0.3%
Respiratory	17	+2	-7.1%	-16.3%
Anti-Diabetic	16	+4	19.5%	3.9%
Total	5	Unchanged	0.0%	-1.8%

*Positive change in rank reflects improvement over same period previous year

**VMN – Vitamins / Minerals / Nutrients

Source: IQVIA Data

International Business

In Q1FY23, the Company's International sales declined by 3.8% YoY, recording sales of ₹ 7,604 million as compared to ₹ 7,903 million in Q1FY22.

- **US sales** for the quarter was ₹ 5,565 million, recording a year-on-year decline of 7.9%.
- **Other International Markets sales** for the quarter was ₹ 2,039 million, recording a year-on-year growth of 9.6%.



ALKEM LABORATORIES LTD.

Regd. Office : ALKEM HOUSE, Senapati Bapat Marg,
Lower Parel (West), Mumbai - 400 013, Maharashtra, India.

- Phone: +91-22-3982 9999 • Fax: 022-2495 2955
- Email: contact@alkem.com • Website: www.alkemlabs.com
- CIN: L00305MH1973PLC174201

R&D Investments

During the quarter, the Company filed 3 abbreviated new drug applications (ANDAs) with the US FDA and received 4 approvals (including 1 tentative approval).

As on June 30, 2022, the Company filed a total of 164 ANDAs and 2 new drug applications (NDA) with the USFDA. Of these, it has received approvals for 124 ANDAs (including 13 tentative approvals) and 2 NDAs.

Update on US FDA Inspections

Facility	Capability	Last inspection	Status post last inspection
Indore (India)	Formulations	July 2022	Received 1 observation. The Company has already submitted a detailed response to the US FDA on the corrective and preventive actions it is taking to address them.
St. Louis (US)	Formulations	June 2022	Received 3 observations. The Company has already submitted a detailed response to the US FDA on the corrective and preventive actions it is taking to address them.
Taloja (India)	Bioequivalence Centre	April 2022	Successfully closed without any observations.
Baddi (India)	Formulations	February 2020	EIR# received in March 2020, thereby successfully closing the inspection
Daman (India)	Formulations	August 2019	EIR# received in October 2019, thereby successfully closing the inspection
California (US)	APIs	August 2018	Successfully closed without any observations. EIR received in October 2018
Ankleshwar (India)	APIs	December 2016	EIR# received in March 2017, thereby successfully closing the inspection
Mandva (India)	APIs	September 2015	EIR# received in March 2016, thereby successfully closing the inspection

EIR – Establishment Inspection Report



ALKEM LABORATORIES LTD.

Regd. Office : ALKEM HOUSE, Senapati Bapat Marg,
Lower Parel (West), Mumbai - 400 013, Maharashtra, India.

- Phone: +91-22-3982 9999 • Fax: 022-2495 2955
- Email: contact@alkem.com • Website: www.alkemlabs.com
- CIN: L00305MH1973PLC174201

Q1FY23 Conference Call at 4:00pm IST, August 5, 2022

Alkem will organize a conference call for investors and analysts on Friday, August 5, 2022 from 4:00pm to 5:00pm IST to discuss its Q1FY23 financial results.

Alkem will be represented on the call by Mr. Sandeep Singh, Managing Director and the senior management team.

Motilal Oswal Securities Ltd. will host the call.

Details of the conference call are as under:

Time: 4:00 pm IST (GMT + 5:30) on Friday, August 5, 2022

Dial in Details:

India : +91 22 6280 1149 / +91 22 7115 8050

International Toll Free

USA : 1 866 746 2133

UK : 0 808 101 1573

Singapore : 800 101 2045

Hong Kong : 800 964 448

Express Join with Diamond Pass

<https://services.choruscall.in/DiamondPassRegistration/register?confirmationNumber=6573919&linkSecurityString=1d6ca845e8>

You are requested to dial in 10 mins ahead of the scheduled start time. A transcript of this conference call will also be available on our website www.alkemlabs.com

About Alkem Laboratories Ltd.

Established in 1973 and headquartered in Mumbai, Alkem (NSE: ALKEM, BSE: 539523, Bloomberg: ALKEM.IN, Reuters: ALKE.NS) is a leading Indian pharmaceutical company with global operations, engaged in the development, manufacture and sale of pharmaceutical and nutraceutical products. The Company produces branded generics, generic drugs, active pharmaceutical ingredients (APIs) and nutraceuticals, which it markets in India and International markets. With a portfolio of more than 800 brands in India, Alkem is ranked the fifth largest pharmaceutical company in India in terms of domestic sales (Source: IQVIA March 2021). The Company also has presence in more than 40 international markets, with the United States being its key focus market. For more information on Alkem Laboratories Ltd., please visit www.alkemlabs.com

For further information or queries, please contact

Amit Kumar Khandelia

AVP Finance

Tel: +91 22 3982 9999 / Mobile: +91 99309 70362

E-mail: amit.khandelia@alkem.com

Alkem Laboratories Ltd.

Investor Presentation Q1FY23
August 5, 2022



Safe Harbor Statement



This presentation contains forward-looking statements and information that involve risks, uncertainties and assumptions. Forward-looking statements are all statements that concern plans, objectives, goals, strategies, future events or performance and underlying assumptions and other statements that are other than statements of historical fact, including, but not limited to, those that are identified by the use of words such as “anticipates”, “believes”, “estimates”, “expects”, “intends”, “plans”, “predicts”, “projects” and similar expressions. Risks and uncertainties that could affect us include, without limitation:

- General economic and business conditions in India and other key global markets in which we operate;
- The ability to successfully implement our strategy, our research and development efforts, growth & expansion plans and technological changes;
- Changes in the value of the Rupee and other currency changes;
- Changes in the Indian and international interest rates;
- Allocations of funds by the Governments in our key global markets;
- Changes in laws and regulations that apply to our customers, suppliers, and the pharmaceutical industry;
- Increasing competition in and the conditions of our customers, suppliers and the pharmaceutical industry; and
- Changes in political conditions in India and in our key global markets.

Should one or more of such risks and uncertainties materialize, or should any underlying assumption prove incorrect, actual outcomes may vary materially from those indicated in the applicable forward-looking statements.

Any forward-looking statement or information contained in this presentation speaks only as of the date of the statement. We are not required to update any such statement or information to either reflect events or circumstances that occur after the date the statement or information is made or to account for unanticipated events, unless it is required by Law.

Key Highlights of Q1FY23

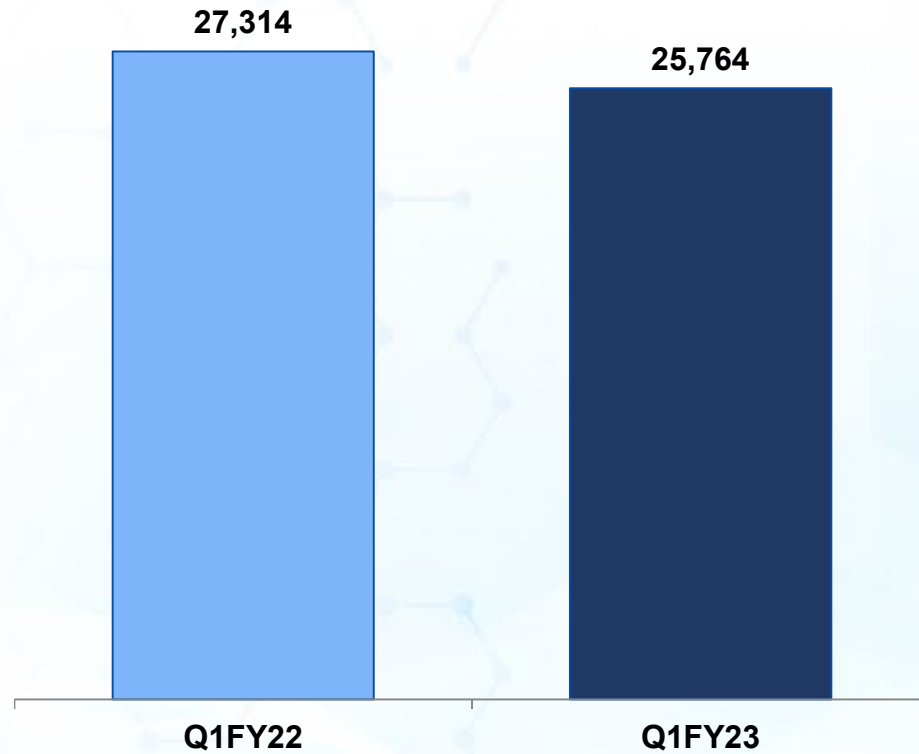


- **Revenue from Operations** declined by 5.7% YoY during the quarter, with EBITDA margin of 7.9% and Net Profit decline of 72.7% YoY
- **India Business:** Company's secondary sales remained flat compared to IPM decline of 1.8% YoY (Source: IQVIA data)
 - Market beating performance in domestic business
 - Faster than market growth and encouraging response in recently launched Pulmocare division
- **US Business** posted sequential growth of 2.7% QoQ compared to Q4FY22
- **Non US Business** posted sequential growth of 2.4% QoQ compared to Q4FY22 and 9.6% YoY compared to Q1FY22
- **R&D expenses** in the quarter was ₹ 1.3 billion at 5.1 % of revenue from operations
 - The Company filed 3 ANDAs with the US FDA and received 4 approvals (including 1 tentative approval) in Q1FY23
- **Enzene Biosciences** - Encouraging response from 3 products launched in Indian market.
- **Healthy Balance Sheet** with net cash of ₹ 9.5 billion as on June 30, 2022

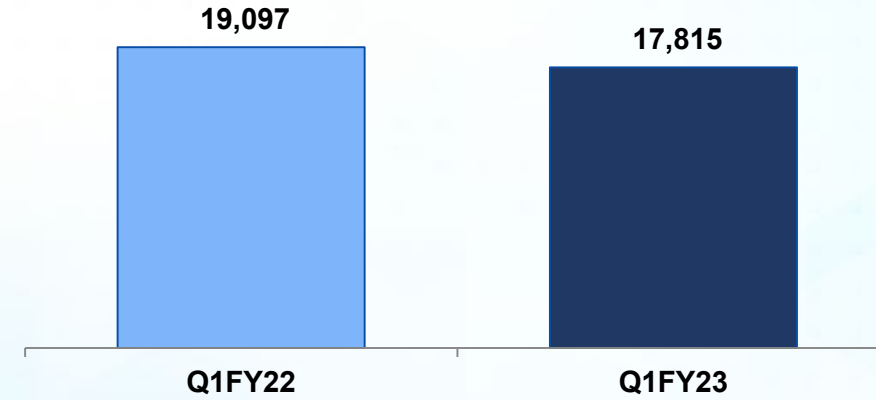
Key Financial Highlights – Q1FY23 (Consolidated)

All figures in ₹ mn

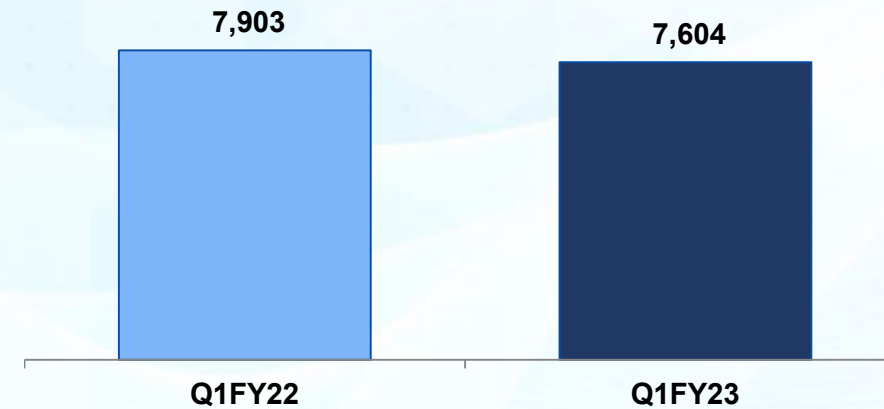
Revenue from Operations



India sales



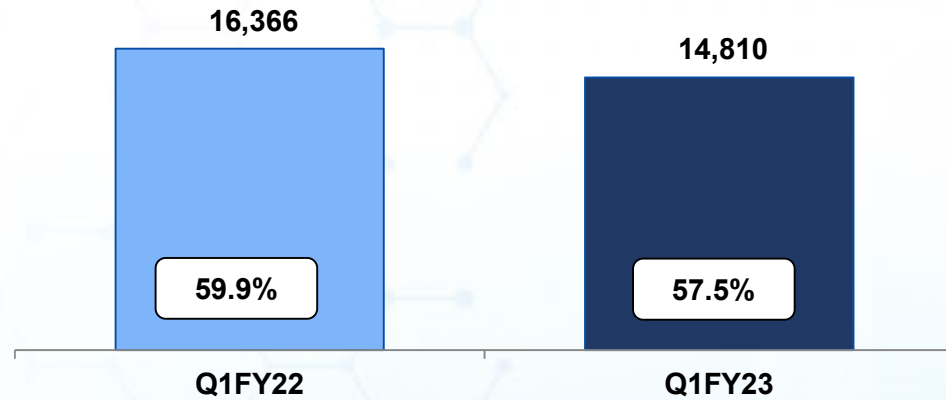
International sales



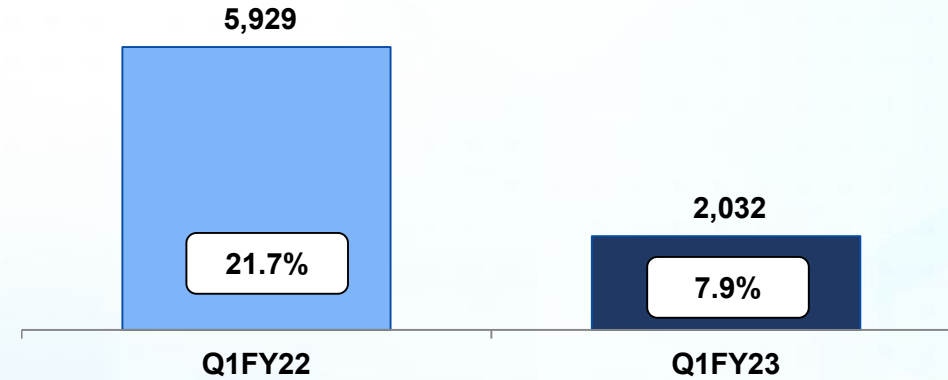
Key Financial Highlights – Q1FY23 (Consolidated)

All figures in ₹ mn

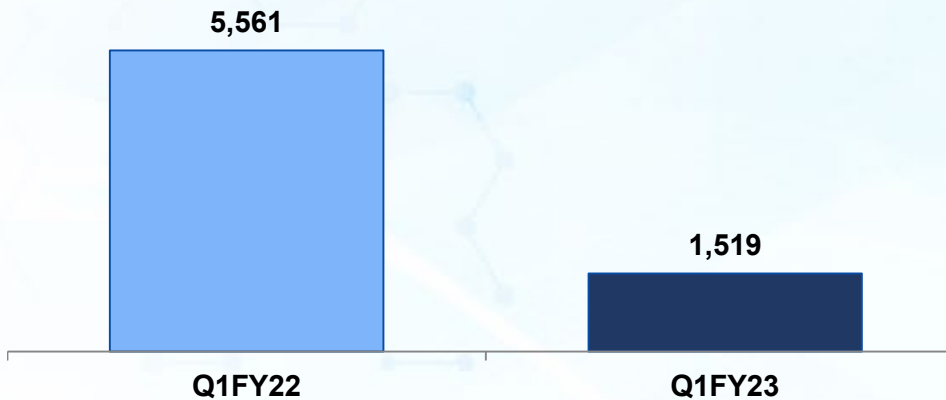
Gross Profit and Gross Margin



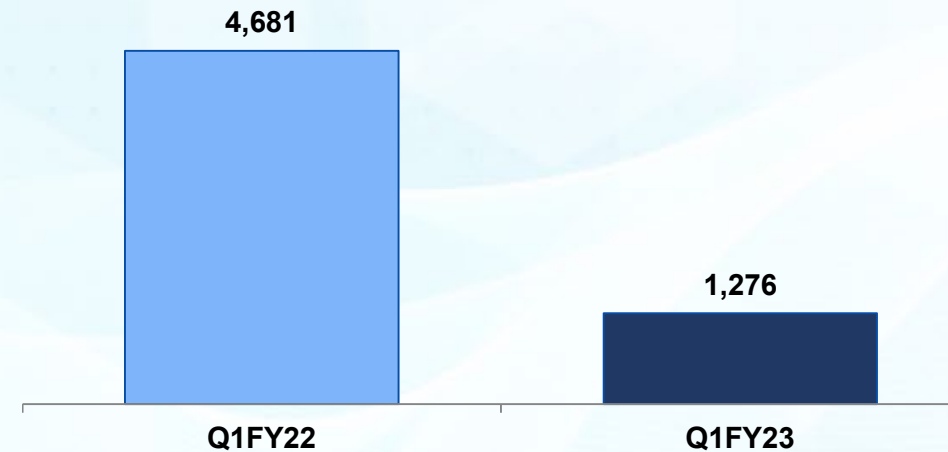
EBITDA and EBITDA Margin



PBT (before Minority Interest)



PAT (after Minority Interest)

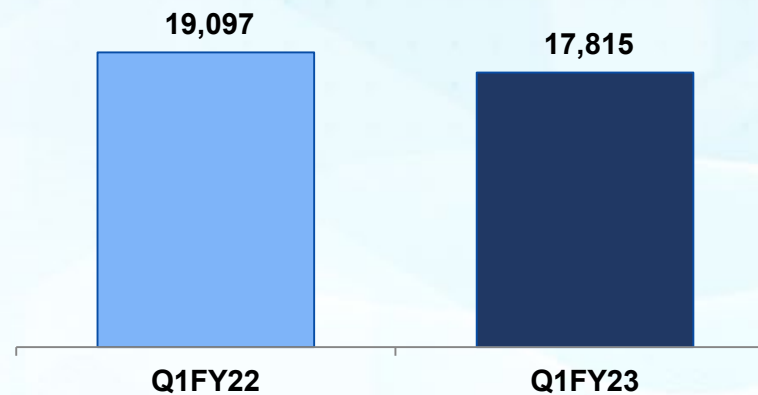


India Business

India Business: Q1FY23 Sales of ₹ 17,815 million (6.7% YoY decline)

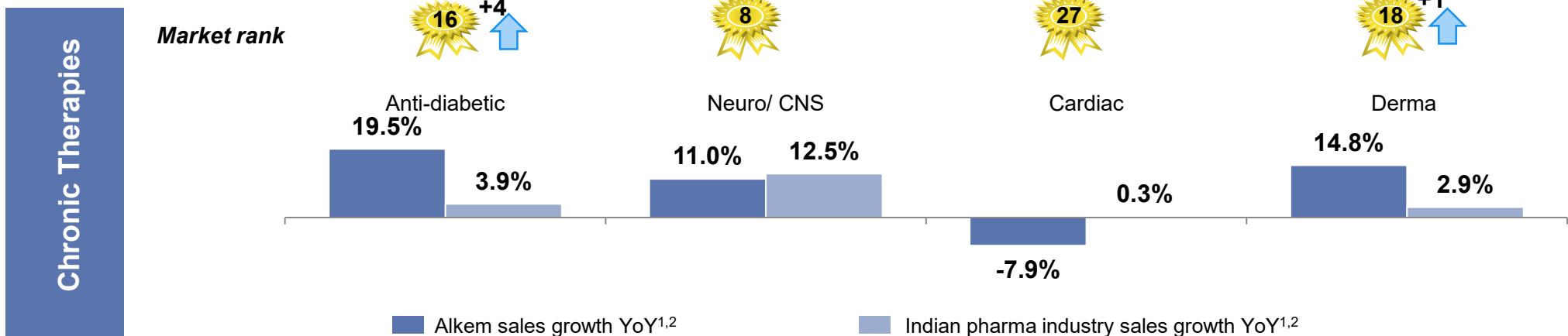
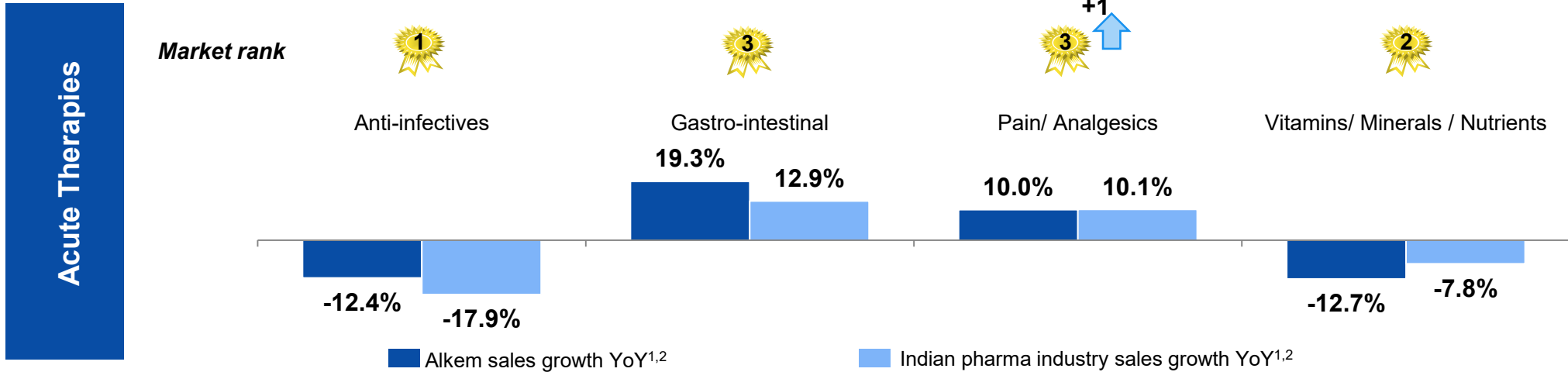
- India sales contributed 70.1% to total sales in Q1FY23
- In Q1FY23, the Company's secondary sales remained flat compared to IPM decline of 1.8% YoY (Source: IQVIA data)
- Outperformance was mainly led by acute therapies like anti-infectives and gastrointestinal
- The Company also outperformed in the chronic therapies like anti-diabetes, respiratory and derma during the quarter
- Company's Trade Generic continues to play an important role in growth of the company

Q1FY23 – India Sales (₹ mn)



Secondary Sales Performance

Market beating performance across major therapeutic segments in Q1FY23

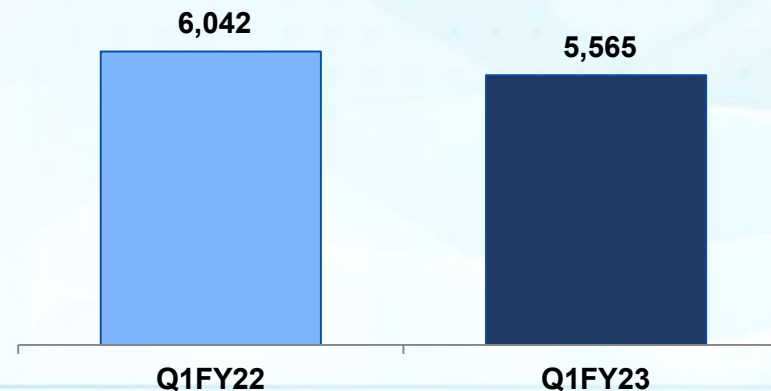


Source: IQVIA data ¹ Domestic formulations sales; ² For 3 months ended June 30, 2022

US Business: Q1FY23 Sales of ₹ 5,565 million (YoY decline of 7.9%)

- US sales contributed 21.9% to total sales in Q1FY23
- During the quarter, the US business registered sequential growth of 2.7% over Q4FY22
- In Q1FY23, the Company filed 3 ANDAs with the US FDA and received 4 approvals (including 1 tentative approval)
- As on June 30, 2022, the Company filed a total of 164 ANDAs and 2 new drug applications (NDA) with the US FDA and has received approvals for 124 ANDAs (including 13 tentative approvals) and 2 NDAs.

Q1FY23 – US Sales (₹ mn)



US Business



Update on US FDA inspections

Facility	Capability	Last inspection	Status post last inspection
Indore	Formulations	July 2022	Received 1 observation. The Company has already submitted a detailed response to the US FDA on the corrective and preventive actions it is taking to address them.
St. Louis (US)	Formulations	June 2022	Received 3 observations. The Company has already submitted a detailed response to the US FDA on the corrective and preventive actions it is taking to address them.
Taloja (India)	Bioequivalence Centre	April 2022	Successfully closed inspection without any observations
Baddi (India)	Formulations	February 2020	Inspection is closed. EIR# received in March 2020
Daman (India)	Formulations	August 2019	Inspection is closed. EIR# received in October 2019
California (US)	APIs	August 2018	Inspection is closed. EIR# received in October 2018
Ankleshwar (India)	APIs	December 2016	Inspection is closed. EIR# received in March 2017
Mandva (India)	APIs	September 2015	Inspection is closed. EIR# received in March 2016

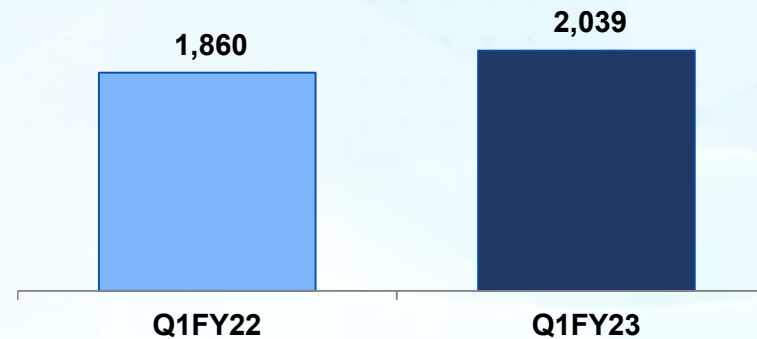
EIR – Establishment Inspection Report

Other International Business

Other International Business: Q1FY23 Sales of ₹ 2,039 million (9.6% YoY growth)

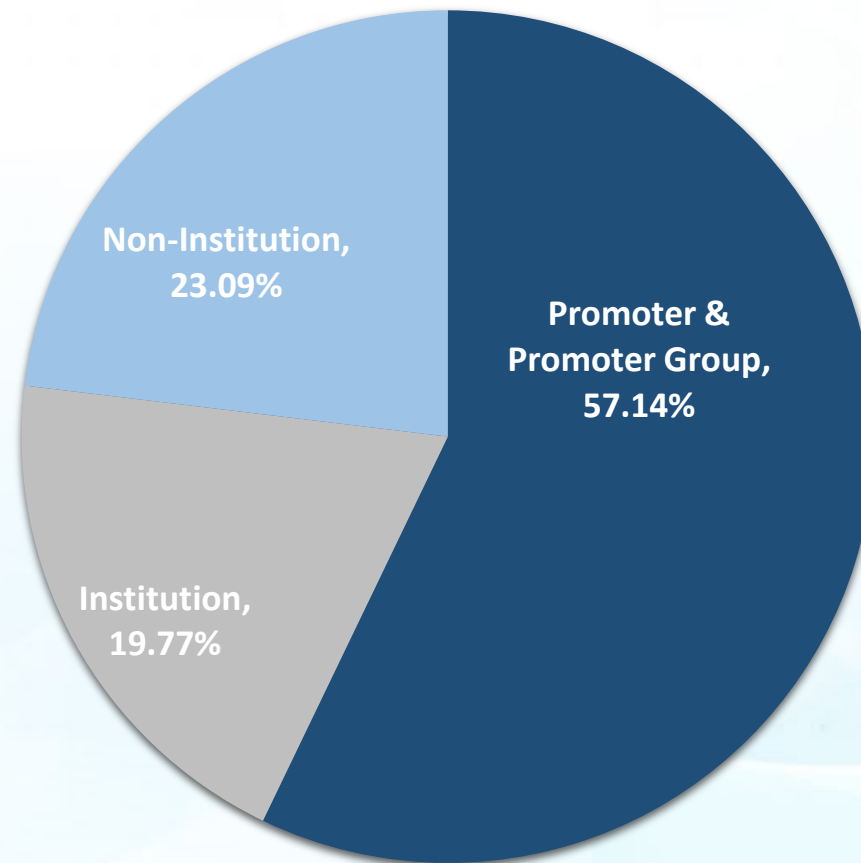
- Other International Market sales contributed 8.0% to total sales in Q1FY23
- The Company has presence in Australia, Europe, South East Asia, Latin America, Africa and CIS
- Key markets like Australia, Philippines and Kazakhstan registered healthy growth during Q1FY23.

**Q1FY23 – Other International Sales
(₹ mn)**



Latest Shareholding Pattern

Shareholding pattern as on June 30, 2022



Institution – Mutual Funds, Alternate Investment Funds, Foreign Portfolio Investors, Financial Institutions / Banks

Non-Institution – Public, Other Bodies Corporates, Clearing Members, Non Resident Indians, Hindu Undivided Family and Trusts

Thank You

For further information or queries, please contact

Amit Kumar Khandelia

AVP Finance

Tel: +91 22 3982 9999

E-mail: amit.khandelia@alkem.com

B S R & Co. LLP

Chartered Accountants

14th Floor, Central B Wing and North C Wing,
Nesco IT Park 4, Nesco Center,
Western Express Highway, Goregaon (East),
Mumbai - 400 063, India

Telephone: +91 22 6257 1000
Fax: +91 22 6257 1010

Limited Review Report on unaudited standalone financial results of Alkem Laboratories Limited for the quarter ended 30 June 2022 pursuant to Regulation 33 of Securities and Exchange Board of India (Listing Obligations and Disclosure Requirements) Regulations, 2015

To the Board of Directors of Alkem Laboratories Limited

1. We have reviewed the accompanying Statement of unaudited standalone financial results of Alkem Laboratories Limited ("the Company") for the quarter ended 30 June 2022 ("the Statement").
2. This Statement, which is the responsibility of the Company's management and approved by the Board of Directors, has been prepared in accordance with the recognition and measurement principles laid down in Indian Accounting Standard 34 "Interim Financial Reporting" ("Ind AS 34"), prescribed under Section 133 of the Companies Act, 2013, and other accounting principles generally accepted in India and in compliance with Regulation 33 of the Securities and Exchange Board of India (Listing Obligations and Disclosure Requirements) Regulations, 2015. Our responsibility is to issue a report on the Statement based on our review.
3. We conducted our review of the Statement in accordance with the Standard on Review Engagements (SRE) 2410 "Review of Interim Financial Information Performed by the Independent Auditor of the Entity" issued by the Institute of Chartered Accountants of India. This standard requires that we plan and perform the review to obtain moderate assurance as to whether the Statement is free of material misstatement. A review is limited primarily to inquiries of company personnel and analytical procedures applied to financial data and thus provides less assurance than an audit. We have not performed an audit and accordingly, we do not express an audit opinion.
4. Attention is drawn to the fact that the figures for the three months ended 31 March 2022 as reported in these unaudited standalone financial results are the balancing figures between audited figures in respect of the full previous financial year and the published year to date figures up to the third quarter of the previous financial year. The figures up to the end of the third quarter of previous financial year had only been reviewed and not subjected to audit.



B S R & Co. LLP

5. Based on our review conducted as above, nothing has come to our attention that causes us to believe that the accompanying Statement, prepared in accordance with applicable accounting standards and other recognised accounting practices and policies has not disclosed the information required to be disclosed in terms of Regulation 33 of the Securities and Exchange Board of India (Listing Obligations and Disclosure Requirements) Regulations, 2015 including the manner in which it is to be disclosed, or that it contains any material misstatement.

For B S R & Co. LLP

Chartered Accountants

Firm's Registration No.:101248W/W-100022



Balajirao Pothana

Partner

Mumbai

05 August 2022

Membership No.: 122632

UDIN:22122632AOHXPE4698

ALKEM LABORATORIES LIMITED

CIN No.:L00305MH1973PLC174201

Regd. Office and Corporate Office: Alkem House, Senapati Bapat Marg, Lower Parel, Mumbai - 400013, Maharashtra, India.

Tel No:91 22 3982 9999 Fax No: +91 22 2492 7190

Website : www.alkemlabs.com, Email Id : investors@alkem.com

Statement of Unaudited Standalone Financial Results for the Quarter ended 30 June 2022


(₹ in Million except per share data)

	Particulars	Quarter ended			Year ended
		30.06.2022 Unaudited	31.03.2022 Audited (Refer note 1)	30.06.2021 Unaudited	31.03.2022 Audited
1	Income				
	(a) Revenue from Operations	20,583.5	20,063.1	22,786.7	88,298.1
	(b) Other Income	553.1	542.3	392.1	1,998.9
	Total Income	21,136.6	20,605.4	23,178.8	90,297.0
2	Expenses				
	(a) Cost of materials consumed	6,073.1	7,660.0	6,538.1	28,497.5
	(b) Purchases of stock-in-trade	1,839.1	2,458.9	2,629.7	10,770.4
	(c) Changes in inventories of finished goods, work-in-progress and stock-in-trade	1,267.7	(1,148.7)	(41.6)	(3,609.0)
	(d) Employee benefits expense	3,870.3	3,306.8	4,022.3	14,344.9
	(e) Finance costs	220.2	130.8	90.6	379.0
	(f) Depreciation and amortisation expense	568.1	550.1	517.2	2,189.8
	(g) Other expenses	5,700.2	5,789.2	4,132.5	20,190.7
	Total Expenses	19,538.7	18,747.1	17,888.8	72,763.3
3	Profit before exceptional items and tax (1) - (2)	1,597.9	1,858.3	5,290.0	17,533.7
4	Exceptional items	-	-	-	-
5	Profit before tax (3) + (4)	1,597.9	1,858.3	5,290.0	17,533.7
6	Tax expense / (credit)				
	(a) Current tax	275.1	324.1	916.2	3,038.2
	(b) Deferred tax	(78.2)	765.4	(318.9)	(917.0)
	Total Tax Expense (a + b)	196.9	1,089.5	597.3	2,121.2
7	Profit for the period after tax (5 - 6)	1,401.0	768.8	4,692.7	15,412.5
8	Other Comprehensive Income (net of tax)				
	(a) (i) Items that will not be reclassified to profit or loss	(6.3)	(26.8)	(16.0)	(74.7)
	(ii) Income tax relating to items that will not be reclassified to profit or loss	2.2	9.4	5.6	26.1
	(b) (i) Items that will be reclassified to profit or loss	-	-	-	-
	(ii) Income tax relating to items that will be reclassified to profit or loss	-	-	-	-
	Total Other Comprehensive Income (net of tax)	(4.1)	(17.4)	(10.4)	(48.6)
9	Total Comprehensive Income for the period (7) + (8)	1,396.9	751.4	4,682.3	15,363.9
10	Paid-up Equity Share Capital (Face Value ₹ 2 each fully paid up)	239.1	239.1	239.1	239.1
11	Other Equity				87,197.5
12	Earnings Per Share (not annualised for the quarters)				
	(a) Basic (₹)	11.72	6.43	39.25	128.90
	(b) Diluted (₹)	11.72	6.43	39.25	128.90

Notes to the Standalone Financial results:

- 1 The above unaudited standalone financial results of the Company were reviewed and recommended by the Audit Committee on 4 August 2022 and subsequently approved by the Board of Directors at its meeting held on 5 August 2022. The auditors have issued an unmodified report on the financial results for the quarter ended 30 June 2022. The figures for the quarter ended 31 March 2022 are balancing figures between audited figures in respect of the full financial year and the unaudited published year-to-date figures up to the third quarter ended 31 December 2021, which were subjected to limited review.
- 2 The Company operates in one reportable business segment i.e. "Pharmaceuticals", accordingly no separate disclosure of segment has been made.

By Order of the Board
For Alkem Laboratories Limited



B.N. Singh
Executive Chairman
DIN: 00760310

Place: Mumbai
Date: 5 August 2022

B S R & Co. LLP

Chartered Accountants

14th Floor, Central B Wing and North C Wing,
Nesco IT Park 4, Nesco Center,
Western Express Highway, Goregaon (East),
Mumbai - 400 063, India

Telephone: +91 22 6257 1000
Fax: +91 22 6257 1010

Limited Review Report on unaudited consolidated financial results of Alkem Laboratories Limited for the quarter ended 30 June 2022 pursuant to Regulation 33 of Securities and Exchange Board of India (Listing Obligations and Disclosure Requirements) Regulations, 2015, as amended

To the Board of Directors of Alkem Laboratories Limited

1. We have reviewed the accompanying Statement of unaudited consolidated financial results of Alkem Laboratories Limited ("the Parent"), and its subsidiaries (the Parent and its subsidiaries together referred to as "the Group") for the quarter ended 30 June 2022 ("the Statement"), being submitted by the Parent pursuant to the requirements of Regulation 33 of the Securities and Exchange Board of India (Listing Obligations and Disclosure Requirements) Regulations, 2015, as amended ('Listing Regulations').
2. This Statement, which is the responsibility of the Parent's management and approved by the Parent's Board of Directors, has been prepared in accordance with the recognition and measurement principles laid down in Indian Accounting Standard 34 "Interim Financial Reporting" ("Ind AS 34"), prescribed under Section 133 of the Companies Act, 2013, and other accounting principles generally accepted in India and in compliance with Regulation 33 of the Listing Regulations. Our responsibility is to express a conclusion on the Statement based on our review.
3. We conducted our review of the Statement in accordance with the Standard on Review Engagements (SRE) 2410 "Review of Interim Financial Information Performed by the Independent Auditor of the Entity", issued by the Institute of Chartered Accountants of India. A review of interim financial information consists of making inquiries, primarily of persons responsible for financial and accounting matters, and applying analytical and other review procedures. A review is substantially less in scope than an audit conducted in accordance with Standards on Auditing and consequently does not enable us to obtain assurance that we would become aware of all significant matters that might be identified in an audit. Accordingly, we do not express an audit opinion.

We also performed procedures in accordance with the circular issued by the Securities and Exchange Board of India under Regulation 33(8) of the Listing Regulations, to the extent applicable.

4. The Statement includes the results of the entities mentioned in Annexure I to the Statement.
5. Attention is drawn to the fact that the figures for the three months ended 31 March 2022 as reported in these unaudited consolidated financial results are the balancing figures between audited figures in respect of the full previous financial year and the published year to date figures up to the third quarter of the previous financial year. The figures up to the end of the third quarter of previous financial year had only been reviewed and not subjected to audit.
6. Based on our review conducted and procedures performed as stated in paragraph 3 above and based on the consideration of the review reports of the other auditors referred to in paragraph 7 below, nothing has come to our attention that causes us to believe that the accompanying Statement, prepared in accordance with the recognition and measurement principles laid down in the aforesaid Indian Accounting Standard and other accounting principles generally accepted in India, has not disclosed the information required to be disclosed in terms of Regulation 33 of the Listing Regulations, including the manner in which it is to be disclosed, or that it contains any material misstatement.

B S R & Co. LLP

7. We did not review the interim financial results of 2 subsidiaries included in the Statement, whose interim financial results reflects total revenues (before consolidation adjustments) of Rs. 2,262 million, total net profit after tax (before consolidation adjustments) of Rs. 82 million and total comprehensive income (before consolidation adjustments) of Rs. 85 million, for the quarter ended 30 June 2022, as considered in the unaudited consolidated financial results. These interim financial results have been reviewed by other auditors whose reports have been furnished to us by the Parent's management and our conclusion on the Statement, in so far as it relates to the amounts and disclosures included in respect of these subsidiaries, is based solely on the reports of the other auditors and the procedures performed by us as stated in paragraph 3 above.

Our conclusion is not modified in respect of this matter.

For **B S R & Co. LLP**

Chartered Accountants

Firm's Registration No.:101248W/W-100022



Balajirao Pothana

Partner

Membership No.: 122632

UDIN:22122632AOHXS6651

Mumbai

05 August 2022

B S R & Co. LLP

Annexure I

List of entities included in unaudited consolidated financial results.

Sr. No	Name of component	Relationship
1.	Alkem Laboratories Limited	Parent
2.	S & B Holdings B.V., Netherlands (S&B Holdings)	Wholly Owned Subsidiary
3.	ThePharmaNetwork, LLC, USA (TPN)	Wholly Owned Subsidiary
4.	Ascend Laboratories LLC, USA	Wholly Owned Subsidiary of TPN
5.	S & B Pharma LLC	Wholly owned Subsidiary of TPN
6.	Pharmacor Pty Limited, Australia	Wholly Owned Subsidiary
7.	Enzene Biosciences Ltd, India	Subsidiary
8.	Ascend Laboratories (PTY) Ltd, South Africa (formerly known as Alkem Laboratories (PTY) Ltd)	Wholly Owned Subsidiary
9.	Cachet Pharmaceuticals Pvt Ltd, India	Subsidiary
10.	Indchemie Health Specialities Pvt Ltd, India	Subsidiary
11.	Alkem Laboratories Corporation, Philippines	Wholly Owned Subsidiary
12.	Ascend GmbH, Germany	Wholly Owned Subsidiary
13.	Ascend Laboratories SDN BHD., Malaysia	Wholly Owned Subsidiary
14.	Ascend Laboratories SpA, Chile (Ascend Chile)	Wholly Owned Subsidiary
15.	Pharma Network SpA, Chile	Wholly Owned Subsidiary of Ascend Chile
16.	Ascend Laboratories S.A. DE C.V., Mexico	Wholly Owned Subsidiary of Ascend Chile
17.	Alkem Laboratories Korea Inc, Korea	Wholly Owned Subsidiary
18.	Pharmacor Ltd., Kenya	Wholly Owned Subsidiary
19.	The Pharma Network, LLP, Kazakhstan	Wholly Owned Subsidiary

Yor.

B S R & Co. LLP

20.	Ascend Laboratories (UK) Ltd., UK	Wholly Owned Subsidiary
21.	Ascend Laboratories Ltd., Canada	Wholly Owned Subsidiary
22.	Alkem Foundation, India	Wholly Owned Subsidiary
23.	Connect 2 Clinic Private Limited, India	Wholly Owned Subsidiary
24.	Ascend Laboratories S.A.S, Colombia	Wholly Owned Subsidiary
25.	S & B Pharma Inc., USA	Wholly Owned Subsidiary of TPN (upto 05 January 2022)
26.	Pharmacor Limited, New Zealand	Wholly Owned Subsidiary of Pharmacor Pty Limited, Australia
27.	Enzene Inc., USA	Wholly Owned Subsidiary of Enzene Biosciences Ltd, India



ALKEM LABORATORIES LIMITED

CIN No.:L00305MH1973PLC174201

Regd. Office and Corporate Office: Alkem House, Senapati Bapat Marg, Lower Parel, Mumbai - 400013, Maharashtra, India.

Tel No:91 22 3982 9999 Fax No: +91 22 2492 7190

Website : www.alkemlabs.com, Email Id : investors@alkem.com

Statement of Unaudited Consolidated Financial Results for the Quarter ended 30 June 2022


(₹ in Million except per share data)

Particulars	Quarter ended			Year ended
	30.06.2022 Unaudited	31.03.2022 Audited (Refer Note 1)	30.06.2021 Unaudited	31.03.2022 Audited
1 Income				
(a) Revenue from Operations	25,763.8	24,838.6	27,313.6	106,341.9
(b) Other Income	514.1	205.2	466.5	1,626.5
Total Income	26,277.9	25,043.8	27,780.1	107,968.4
2 Expenses				
(a) Cost of materials consumed	6,924.1	9,011.7	7,708.2	32,260.6
(b) Purchases of stock-in-trade	2,980.8	3,020.0	3,527.4	14,897.1
(c) Changes in inventories of finished goods, work-in-progress and stock-in-trade	1,049.4	(1,718.2)	(287.7)	(5,354.8)
(d) Employee benefits expense	5,321.5	4,654.9	5,318.3	19,627.1
(e) Finance costs	265.0	169.7	128.6	523.7
(f) Depreciation and amortisation expense	762.6	831.4	705.3	3,039.6
(g) Other expenses	7,455.6	6,497.9	5,118.8	24,382.7
Total Expenses	24,759.0	22,467.4	22,218.9	89,376.0
3 Profit before exceptional items and tax (1) - (2)	1,518.9	2,576.4	5,561.2	18,592.4
4 Exceptional items (refer note 2)	-	(149.6)	-	(149.6)
5 Profit before tax (3) + (4)	1,518.9	2,426.8	5,561.2	18,442.8
6 Tax expense / (credit)				
(a) Current tax	349.2	433.5	1,181.9	3,619.8
(b) Deferred tax	(144.8)	911.2	(423.0)	(1,980.2)
Total Tax Expense (a + b)	204.4	1,344.7	758.9	1,639.6
7 Profit for the period (5) - (6)	1,314.5	1,082.1	4,802.3	16,803.2
8 Other Comprehensive Income (net of tax)				
(a) (i) Items that will not be reclassified to profit or loss	(1.7)	(18.0)	(21.5)	(90.9)
(ii) Income tax relating to items that will not be reclassified to profit or loss	0.3	6.7	8.9	33.2
(b) (i) Items that will be reclassified to profit or loss	523.6	272.2	15.5	399.1
(ii) Income tax relating to items that will be reclassified to profit or loss	-	-	-	-
Total other Comprehensive Income (net of tax)	522.2	260.9	2.9	341.4
9 Total Comprehensive Income for the period (7) + (8)	1,836.7	1,343.0	4,805.2	17,144.6
10 Profit attributable to				
a) Owners of the Company	1,276.4	1,075.8	4,681.2	16,456.2
b) Non-Controlling Interest	38.1	6.3	121.1	347.0
11 Other Comprehensive Income attributable to				
a) Owners of the Company	520.6	258.0	3.9	345.5
b) Non-Controlling Interest	1.6	2.9	(1.0)	(4.1)
12 Total Comprehensive Income attributable to				
a) Owners of the Company	1,797.0	1,333.8	4,685.1	16,801.7
b) Non-Controlling Interest	39.7	9.2	120.1	342.9
13 Paid-up Equity Share Capital (Face Value ₹ 2 each fully paid up)	239.1	239.1	239.1	239.1
14 Other Equity				86,139.9
15 Earnings Per Share (not annualised for the quarters)				
(a) Basic (₹)	10.68	9.00	39.15	137.63
(b) Diluted (₹)	10.68	9.00	39.15	137.63

Notes to the Consolidated Financial results:

- 1 The above unaudited consolidated financial results of the Company were reviewed and recommended by the Audit Committee on 4 August 2022 and subsequently approved by the Board of Directors at its meeting held on 5 August 2022. The auditors have issued an unmodified report on the financial results for the quarter ended 30 June 2022. The figures for the quarter ended 31 March 2022 are balancing figures between audited figures in respect of the full financial year and the unaudited published year-to-date figures up to 31 December 2021, which were subjected to limited review.
- 2 During the previous year, the Group has fair valued one of its investments in the USA and considering the contingencies on business projections of the investee company an amount of Rs. 149.6 million has been debited to the Statement of Profit and Loss and disclosed as an exceptional item.
- 3 During the current quarter, Enzene Biosciences Limited, India incorporated a wholly owned subsidiary, Enzene Inc. in USA.
- 4 During the current quarter, Pharmacor Pty Limited, Australia incorporated a wholly owned subsidiary, Pharmacor Limited in New Zealand.
- 5 The Group operates in one reportable business segment i.e. "Pharmaceuticals", accordingly no separate disclosure of segment has been made.

By Order of the Board
For Alkem Laboratories Limited



B.N. Singh
Executive Chairman
DIN: 00760310

Place: Mumbai
Date: 5 August 2022